



Location: ACL1 - City Hall

Report on 24-hour TSP monitoring

Action Level ($\mu\text{g}/\text{m}^3$) - 163

Limit Level ($\mu\text{g}/\text{m}^3$) - 260

| Date | Sampling Time | Weather Condition | Filter paper no. | Filter Weight, g | | Elapse Time, hr | | Sampling Time, hr | Flow Rate, m^3/min | | | Total Volume, m^3 | TSP Level, $\mu\text{g}/\text{m}^3$ |
|-----------|---------------|-------------------|------------------|------------------|--------|-----------------|----------|-------------------|------------------------------------|-----------------|---------|----------------------------|-------------------------------------|
| | | | | Initial | Final | Initial | Final | | Initial, Q_{si} | Final, Q_{sf} | Average | | |
| 3-Aug-15 | 8:00 | Fine | 012744 | 2.8355 | 2.9164 | 21657.55 | 21681.55 | 24.00 | 1.15 | 1.15 | 1.15 | 1656 | 48.9 |
| 8-Aug-15 | 8:00 | Fine | 012449 | 2.8326 | 2.9768 | 21684.54 | 21708.54 | 24.00 | 1.14 | 1.14 | 1.14 | 1640 | 87.9 |
| 14-Aug-15 | 8:00 | Cloudy | 012928 | 2.7947 | 2.9460 | 21711.54 | 21735.54 | 24.00 | 1.15 | 1.15 | 1.15 | 1662 | 91.0 |
| 20-Aug-15 | 8:00 | Cloudy | 012809 | 2.8306 | 2.9517 | 21738.53 | 21762.53 | 24.00 | 1.15 | 1.14 | 1.15 | 1651 | 73.4 |
| 26-Aug-15 | 8:00 | Cloudy | 013010 | 2.7914 | 2.8879 | 21765.54 | 21789.54 | 24.00 | 1.15 | 1.15 | 1.15 | 1656 | 58.3 |

Report on 1-hour TSP monitoring

Action Level ($\mu\text{g}/\text{m}^3$) - 460

Limit Level ($\mu\text{g}/\text{m}^3$) - 500

| Date | Sampling Time | Weather Condition | Filter paper no. | Filter Weight, g | | Elapse Time, hr | | Sampling Time, hr | Flow Rate, m^3/min | | | Total Volume, m^3 | TSP Level, $\mu\text{g}/\text{m}^3$ |
|-----------|---------------|-------------------|------------------|------------------|--------|-----------------|----------|-------------------|------------------------------------|-----------------|---------|----------------------------|-------------------------------------|
| | | | | Initial | Final | Initial | Final | | Initial, Q_{si} | Final, Q_{sf} | Average | | |
| 4-Aug-15 | 8:15 | Fine | 012709 | 2.8291 | 2.8321 | 21681.55 | 21682.55 | 1.00 | 1.15 | 1.15 | 1.15 | 69 | 43.5 |
| 4-Aug-15 | 9:26 | Fine | 012712 | 2.8190 | 2.8229 | 21682.55 | 21683.55 | 1.00 | 1.15 | 1.15 | 1.15 | 69 | 56.5 |
| 4-Aug-15 | 10:30 | Fine | 012654 | 2.8175 | 2.8214 | 21683.55 | 21684.55 | 1.00 | 1.15 | 1.15 | 1.15 | 69 | 56.5 |
| 10-Aug-15 | 8:35 | Fine | 012937 | 2.7921 | 2.8007 | 21708.54 | 21709.54 | 1.00 | 1.15 | 1.15 | 1.15 | 69 | 124.6 |
| 10-Aug-15 | 10:17 | Fine | 012934 | 2.8177 | 2.8236 | 21709.54 | 21710.54 | 1.00 | 1.15 | 1.15 | 1.15 | 69 | 85.5 |
| 10-Aug-15 | 13:00 | Fine | 012931 | 2.7969 | 2.8027 | 21710.54 | 21711.54 | 1.00 | 1.15 | 1.15 | 1.15 | 69 | 84.0 |
| 15-Aug-15 | 8:13 | Rainy | 012815 | 2.8831 | 2.8914 | 21735.54 | 21736.54 | 1.00 | 1.15 | 1.15 | 1.15 | 69 | 119.8 |
| 15-Aug-15 | 9:17 | Rainy | 012812 | 2.8241 | 2.8309 | 21736.54 | 21737.54 | 1.00 | 1.15 | 1.15 | 1.15 | 69 | 98.1 |
| 15-Aug-15 | 10:25 | Rainy | 012447 | 2.8363 | 2.8431 | 21737.54 | 21738.54 | 1.00 | 1.15 | 1.15 | 1.15 | 69 | 98.1 |
| 21-Aug-15 | 8:15 | Cloudy | 013019 | 2.8177 | 2.8257 | 21762.54 | 21763.54 | 1.00 | 1.14 | 1.14 | 1.14 | 69 | 116.5 |
| 21-Aug-15 | 9:19 | Cloudy | 013016 | 2.8196 | 2.8276 | 21763.54 | 21764.54 | 1.00 | 1.14 | 1.14 | 1.14 | 69 | 116.5 |
| 21-Aug-15 | 10:25 | Cloudy | 013013 | 2.7793 | 2.7881 | 21764.54 | 21765.54 | 1.00 | 1.14 | 1.14 | 1.14 | 69 | 128.2 |
| 27-Aug-15 | 8:15 | Cloudy | 012966 | 2.8338 | 2.8399 | 21789.54 | 21790.54 | 1.00 | 1.22 | 1.22 | 1.22 | 73 | 83.3 |
| 27-Aug-15 | 9:17 | Cloudy | 012978 | 2.7987 | 2.8073 | 21790.54 | 21791.54 | 1.00 | 1.29 | 1.29 | 1.29 | 77 | 111.1 |
| 27-Aug-15 | 10:19 | Cloudy | 012975 | 2.8165 | 2.8249 | 21791.54 | 21792.54 | 1.00 | 1.29 | 1.29 | 1.29 | 77 | 108.5 |



Location: ACL2a - Contractor HK/2012/08 Site office

Report on 24-hour TSP monitoring

Action Level ($\mu\text{g}/\text{m}^3$) - 187.3

Limit Level ($\mu\text{g}/\text{m}^3$) - 260

| Date | Sampling Time | Weather Condition | Filter paper no. | Filter Weight, g | | Elapse Time, hr | | Sampling Time, hr | Flow Rate, m^3/min | | | Total Volume, m^3 | TSP Level, $\mu\text{g}/\text{m}^3$ |
|-----------|---------------|-------------------|------------------|------------------|--------|-----------------|---------|-------------------|------------------------------------|-----------------|---------|----------------------------|-------------------------------------|
| | | | | Initial | Final | Initial | Final | | Initial, Q_{si} | Final, Q_{sf} | Average | | |
| 3-Aug-15 | 8:00 | Fine | 012830 | 2.8600 | 2.9858 | 3998.68 | 4022.68 | 24.00 | 1.11 | 1.11 | 1.11 | 1596 | 78.8 |
| 8-Aug-15 | 8:00 | Fine | 012749 | 2.8218 | 3.0382 | 4025.66 | 4049.66 | 24.00 | 1.14 | 1.14 | 1.14 | 1645 | 131.6 |
| 15-Aug-15 | 13:00 | Rainy | 012656 | 2.8156 | 2.9527 | 4055.70 | 4079.70 | 24.00 | 1.16 | 1.15 | 1.15 | 1663 | 82.5 |
| 21-Aug-15 | 14:15 | Cloudy | 012999 | 2.8179 | 3.0073 | 4082.72 | 4106.72 | 24.00 | 1.15 | 1.15 | 1.15 | 1650 | 114.8 |
| 27-Aug-15 | 8:00 | Cloudy | 012988 | 2.7737 | 2.8851 | 4109.73 | 4133.73 | 24.00 | 1.04 | 1.04 | 1.04 | 1493 | 74.6 |

Remarks: Due to interruption of electricity, the 24hr TSP was rescheduled from 14, 20 and 26 August 2015 to 15, 21 and 27 August 2015 respectively.

Report on 1-hour TSP monitoring

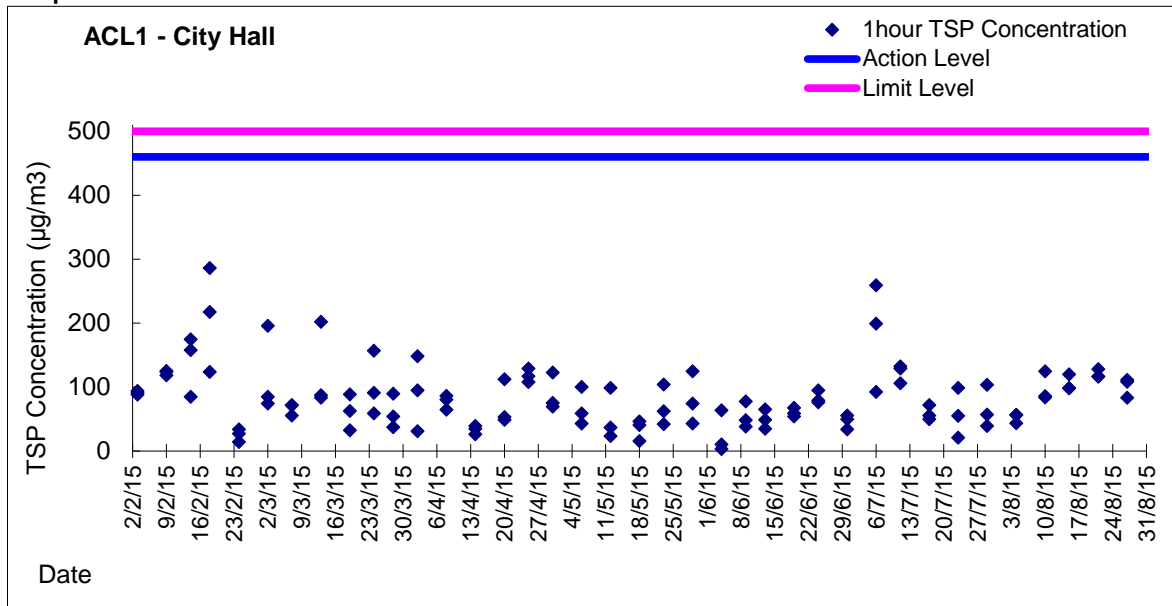
Action Level ($\mu\text{g}/\text{m}^3$) - 300.1

Limit Level ($\mu\text{g}/\text{m}^3$) - 500

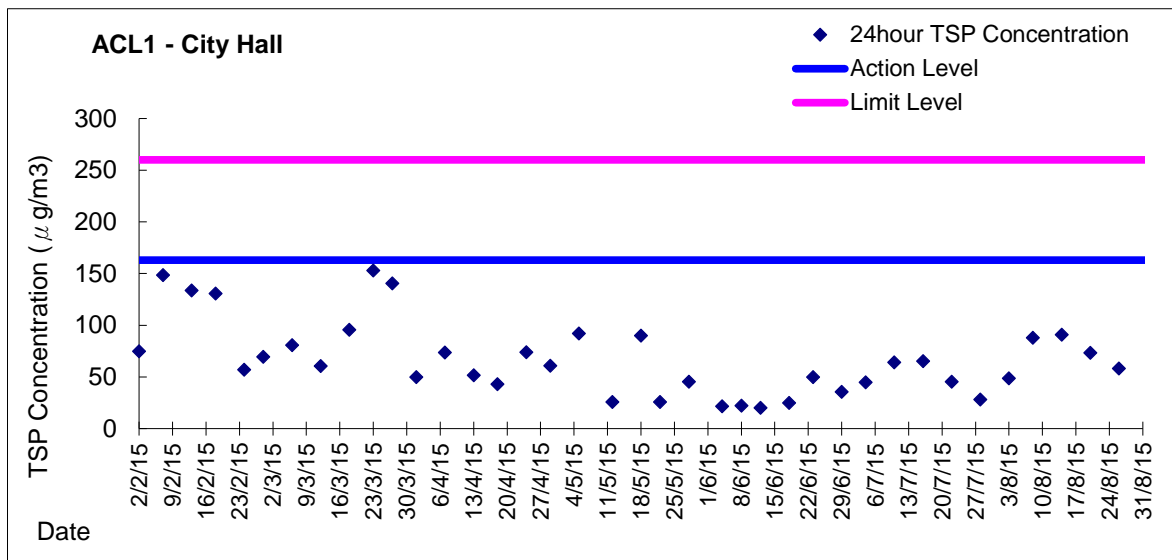
| Date | Sampling Time | Weather Condition | Filter paper no. | Filter Weight, g | | Elapse Time, hr | | Sampling Time, hr | Flow Rate, m^3/min | | | Total Volume, m^3 | TSP Level, $\mu\text{g}/\text{m}^3$ |
|-----------|---------------|-------------------|------------------|------------------|--------|-----------------|---------|-------------------|------------------------------------|-----------------|---------|----------------------------|-------------------------------------|
| | | | | Initial | Final | Initial | Final | | Initial, Q_{si} | Final, Q_{sf} | Average | | |
| 4-Aug-15 | 13:00 | Fine | 012461 | 2.8211 | 2.8246 | 4022.68 | 4023.68 | 1.00 | 1.11 | 1.11 | 1.11 | 66 | 52.6 |
| 4-Aug-15 | 14:10 | Fine | 012683 | 2.8268 | 2.8294 | 4023.68 | 4024.68 | 1.00 | 1.11 | 1.11 | 1.11 | 66 | 39.1 |
| 4-Aug-15 | 15:15 | Fine | 012746 | 2.8424 | 2.8486 | 4024.68 | 4025.68 | 1.00 | 1.11 | 1.11 | 1.11 | 66 | 93.2 |
| 10-Aug-15 | 9:07 | Fine | 012751 | 2.8329 | 2.8410 | 4049.66 | 4050.66 | 1.00 | 1.15 | 1.15 | 1.15 | 69 | 117.2 |
| 10-Aug-15 | 10:46 | Fine | 012452 | 2.8209 | 2.8272 | 4050.66 | 4051.66 | 1.00 | 1.15 | 1.15 | 1.15 | 69 | 91.1 |
| 10-Aug-15 | 13:02 | Fine | 012437 | 2.7974 | 2.8082 | 4051.66 | 4052.66 | 1.00 | 1.15 | 1.15 | 1.15 | 69 | 156.2 |
| 15-Aug-15 | 8:34 | Rainy | 012671 | 2.8209 | 2.8251 | 4052.70 | 4053.70 | 1.00 | 1.16 | 1.16 | 1.16 | 69 | 60.5 |
| 15-Aug-15 | 9:47 | Rainy | 012417 | 2.8113 | 2.8200 | 4053.70 | 4054.70 | 1.00 | 1.10 | 1.10 | 1.10 | 66 | 132.0 |
| 15-Aug-15 | 10:51 | Rainy | 012412 | 2.8027 | 2.8114 | 4054.70 | 4055.70 | 1.00 | 1.16 | 1.16 | 1.16 | 69 | 125.4 |
| 21-Aug-15 | 8:00 | Cloudy | 012662 | 2.8077 | 2.8221 | 4079.71 | 4080.71 | 1.00 | 1.15 | 1.15 | 1.15 | 69 | 209.3 |
| 21-Aug-15 | 10:40 | Cloudy | 012986 | 2.8051 | 2.8149 | 4080.71 | 4081.71 | 1.00 | 1.15 | 1.15 | 1.15 | 69 | 142.4 |
| 21-Aug-15 | 13:00 | Cloudy | 013030 | 2.8003 | 2.8148 | 4081.71 | 4082.71 | 1.00 | 1.15 | 1.15 | 1.15 | 69 | 210.7 |
| 27-Aug-15 | 10:35 | Cloudy | 012458 | 2.8323 | 2.8449 | 4106.73 | 4107.73 | 1.00 | 1.04 | 1.04 | 1.04 | 62 | 202.7 |
| 27-Aug-15 | 13:00 | Cloudy | 013026 | 2.8011 | 2.8090 | 4107.73 | 4108.73 | 1.00 | 1.04 | 1.04 | 1.04 | 62 | 127.1 |
| 27-Aug-15 | 15:00 | Cloudy | 012971 | 2.7993 | 2.8079 | 4108.73 | 4109.73 | 1.00 | 1.04 | 1.04 | 1.04 | 62 | 138.3 |



Graphic Presentation of 1 hour TSP Result

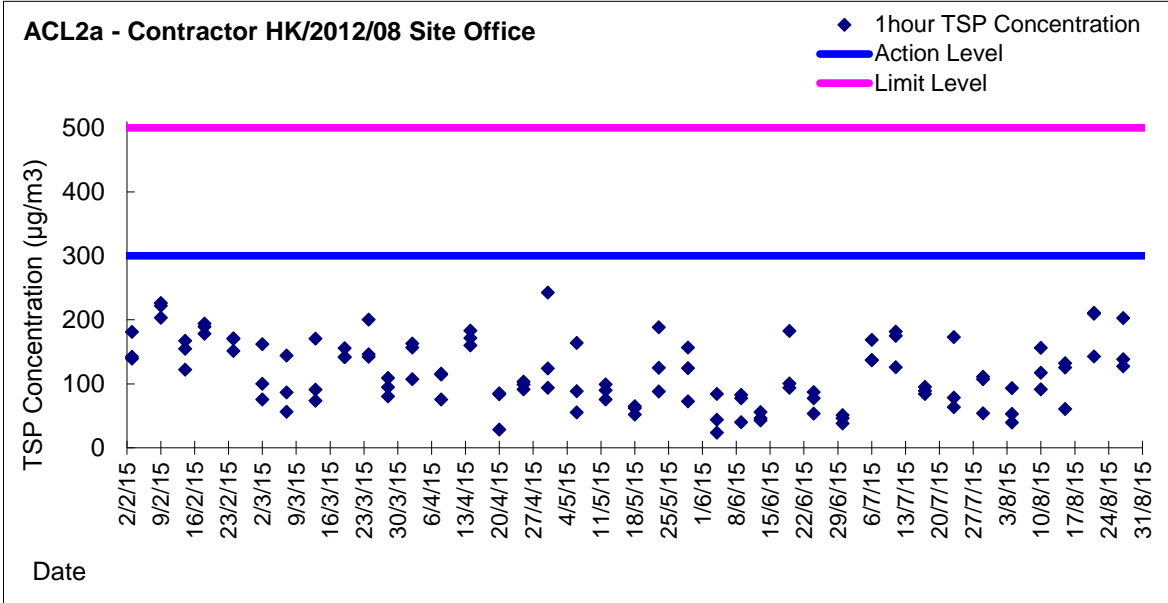


Graphic Presentation of 24 hour TSP Result





Graphic Presentation of 1 hour TSP Result



Graphic Presentation of 24 hour TSP Result

